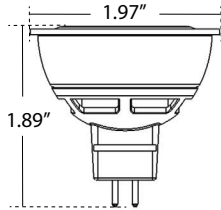


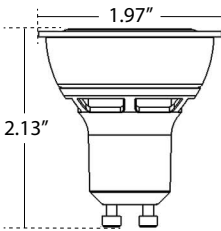
LED MR16 LAMPS GU5.3 & GU10 SERIES



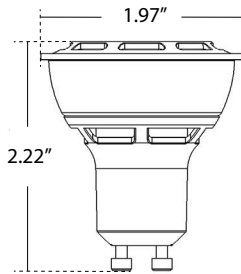
6.5W GU5.3



6.5W GU10



6W GU10, 90+ CRI



PRODUCT DESCRIPTION:

Providing years of high-quality light at a fraction of the energy consumed by halogen lamps, MaxLite's LED MR16 Lamps are ideal for directional lighting in retail, hospitality and residential spaces. The 6-watt, GU10 model offers superior color rendering for merchandise displays with an outstanding 90-plus CRI.

FEATURES:

- Input Voltage: 12V (GU5.3 base), 120V (GU10 base)
- UV and IR free
- Color Rendering Index (CRI): ≥80, ≥90
- 25,000 hour life for 6.5W MR16
- 40,000 hour life for 6W MR16 90+ CRI
- Power Factor:
 - 0.70 for 6.5W GU5.3
 - 0.90 for 6.5W GU10
 - 0.90 for 6W GU10
- Dimmable
- Beam Angle: ≥ 35°
- Energy Star certified
- UL, ROHS compliant
- Suitable for use in damp locations
- Not for use in fully enclosed luminaires
- Five year limited warranty

APPLICATIONS:

- Home
- Office
- Retail
- Hospitality
- Accent/display lighting
- Track lighting

MODEL SELECTION (Full list of order codes on pg. 2)

Typical order example: 6.5MR16GUDLED27FL

6.5MR16		DLED		FL
FAMILY	BASE	DIMMABILITY	CCT	BEAM
6.5MR16= 6.5W, MR16	(OMIT)= GU5.3 GU= GU10	DLED= Dimmable LED	27= 2700K 30= 3000K	FL= 35° Flood

MODEL SELECTION (Full list of order codes on pg. 2)

Typical order example: 6MR16GUDLED930FL

6MR16	GU	DLED	9	30	FL
FAMILY	BASE	DIMMABILITY	HIGH CRI	CCT	BEAM
6MR16= 6W, MR16	GU= GU10	DLED= Dimmable LED	9= 90+	30= 3000K	FL= 40° Flood

SPECIFICATIONS:

		6.5MR16DLEDxxFL	6.5MR16GUDLEDxxFL	6MR16GUDLED930FL
ITEM	SPECIFICATION	DETAILS	DETAILS	DETAILS
GENERAL PERFORMANCE	Power Consumption	6.5W	6.5W	6W
	Lumens Delivered	500	500	400
	Efficacy	77 lm/W	77 lm/W	67 lm/W
	CRI	≥80	≥80	90
	Beam Angle	35°	35°	40°
	Color Temperature (CCT)	2700K, 3000K	2700K, 3000K	3000K
	Lumen Maintenance (L70)	25,000 Hours	25,000 Hours	40,000 Hours
ELECTRICAL	Power Factor	0.7	0.89	0.91
	Input Voltage	12V	120V	120V
PHYSICAL	Base Type	GU5.3	GU10	GU10
	Operating Temperature	-4°F - 104°F		
CERTIFICATION	Suitable for totally enclosed luminaires	No	No	No
	Certification	cULus, ENERGY STAR		
	Environment	Dry & Damp		
	Warranty	5 Year Limited		

ORDERING:

ORDER CODE	MODEL	WATTS	EQUIVALENCY	LUMENS	CBCP (cd)	CRI	CCT	BASE	BEAM ANGLE
101460	6.5MR16DLED27FL	6.5	50W	500	1323	81	2700K	GU5.3	35°
101461	6.5MR16DLED30FL	6.5	42W	500	1302	82	3000K	GU5.3	35°
101462	6.5MR16GUDLED27FL	6.5	60W	500	1181	83	2700K	GU10	35°
101463	6.5MR16GUDLED30FL	6.5	60W	500	1176	84	3000K	GU10	35°
101468	6MR16GUDLED930FL	6	50W	400	632	91	3000K	GU10	40°

TRANSFORMER COMPATIBILITY - 6.5MR16DLEDxxFL (12V)

TESTED WITH LUTRRON-DVELV-300P DIMMER		TOTAL OF LAMPS COMPATIBLE					
BRAND	MODEL NUMBER	LAMP #1	LAMP #2	LAMP #3	LAMP #4	LAMP #5	LAMP #6
HATCH	RS12-60M	X	X	X	X	X	X
	RS12-30M LED	✓	✓	✓	✓	✓	✓
	RS12-60M LED	✓	✓	✓	✓	✓	✓
	RS12-80M	X	X	X	X	X	X
	RS12-15M-LED(DC1318)	✓	✓	✓	✓	✓	X
	RS12-15M-LED(DC1210)	✓	✓	✓	✓	✓	✓
WAC	E-N-1260N-R2	✓	✓	✓	✓	✓	X
	E-N-1275-R-AR	✓	✓	✓	✓	✓	✓
DALSA	ET8012iV	X	X	X	X	X	X
	ET6012iV	X	X	X	X	X	X
	ET1502iV	X	X	X	X	X	X
	1060T	X	X	X	X	X	X
	ET8012LV	X	X	X	X	X	X
LIGHTECH	LET-60LW	X	X	X	X	X	X
	E61883	X	X	X	X	X	X
EUROFASE	0086	X	X	X	X	X	X
	0089	X	X	X	X	X	X
TEMO LITE	TRA-50	X	X	X	X	X	X
REATOR	FORCE LINE	X	X	X	X	X	X
STNDARD	31017STD	X	X	X	X	X	X
MINI MAGG	B01742	X	X	X	X	X	X
	ET-MZ-60	X	X	X	X	X	X
CONSTRALITA	AC1048	X	X	X	X	X	X
B+L	FX95100	X	X	X	X	X	X

✓ COMPATIBLE
X NOT COMPATIBLE

TRANSFORMER COMPATIBILITY - 6.5MR16DLEDxxFL (12V)

TESTED WITH LUTRON-SELV-300P DIMMER		TOTAL OF LAMPS COMPATIBLE					
BRAND	MODEL NUMBER	LAMP #1	LAMP #2	LAMP #3	LAMP #4	LAMP #5	LAMP #6
HATCH	RS12-60M	X	X	X	X	X	X
	RS12-30M LED	✓	✓	✓	✓	✓	✓
	RS12-60M LED	✓	✓	✓	✓	✓	✓
	RS12-80M	X	X	X	X	X	X
	RS12-15M-LED(DC1318)	✓	✓	✓	✓	✓	✓
	RS12-15M-LED(DC1210)	✓	✓	✓	✓	✓	✓
WAC	E-N-1260N-R2	✓	✓	✓	✓	✓	X
	E-N-1275-R-AR	✓	✓	✓	✓	✓	✓
DALS	ET8012IV	X	X	X	X	X	X
	ET6012IV	X	X	X	X	X	X
	ET1502IV	X	X	X	X	X	X
	1060T	X	X	X	X	X	X
	ET8012LV	X	X	X	X	X	X
LIGHTTECH	LET-60LW	X	X	X	X	X	X
	E61883	X	X	X	X	X	X
EUROFASE	0086	X	X	X	X	X	X
	0089	X	X	X	X	X	X
TEMO LITE	TRA-50	X	X	X	X	X	X
REATOR	FORCE LINE	X	X	X	X	X	X
STNDARD	31017STD	X	X	X	X	X	X
MINI MAGG	B01742	X	X	X	X	X	X
	ET-MZ-60	X	X	X	X	X	X
CONSTRALITA	AC1048	X	X	X	X	X	X
B+L	FX95100	✓	✓	✓	✓	✓	✓

✓ COMPATIBLE
X NOT COMPATIBLE

TRANSFORMER COMPATIBILITY - 6.5MR16DLEDxxFL (12V)

TESTED WITH LUTRON NELV-450 DIMMER		NUMBER OF LAMPS PER TRANSFORMER					
BRAND	MODEL NUMBER	LAMP #1	LAMP #2	LAMP #3	LAMP #4	LAMP #5	LAMP #6
HATCH	RS12-60M	X	X	X	X	X	X
	RS12-30M LED	✓	✓	✓	✓	✓	✓
	RS12-60M LED	✓	✓	✓	✓	✓	✓
	RS12-80M	X	X	X	X	X	X
	RS12-15M-LED(DC1318)	✓	✓	✓	✓	✓	X
	RS12-15M-LED(DC1210)	✓	✓	✓	✓	✓	✓
WAC	E-N-1260N-R2	✓	✓	✓	✓	✓	X
	E-N-1275-R-AR	✓	✓	✓	✓	✓	✓
DALS	ET8012IV	X	X	X	X	X	X
	ET6012IV	X	X	X	X	X	X
	ET1502IV	X	X	X	X	X	X
	1060T	X	X	X	X	X	X
	ET8012LV	X	X	X	X	X	X
LIGHTECH	LET-60LW	X	X	X	X	X	X
	E61883	X	X	X	X	X	X
EUROFASE	0086	X	X	X	X	X	X
	0089	X	X	X	X	X	X
TEMO LITE	TRA-50	X	X	X	X	X	X
REATOR	FORCE LINE	X	X	X	X	X	X
STNDARD	31017STD	X	X	X	X	X	X
MINI MAGG	B01742	X	X	X	X	X	X
	ET-MZ-60	X	X	X	X	X	X
CONSTRALITA	AC1048	X	X	X	X	X	X
B+L	FX95100	X	X	X	X	X	X

✓ COMPATIBLE
X NOT COMPATIBLE

DIMMER COMPATIBILITY - 6.5MR16GUDLEDxxFL (120V)

BRAND	MODEL NUMBER	COMPATIBLE
LUTRON	SELV-300P	✓
	AY-600P	✓
	CN-600	✓
	D-603PH	✓
	DV-600P	✓
	DV-600P	✓
	DV-603PG	✓
	DVCL-153P	✓
	DVCL-153PL	✓
	DVELV-300P	✓
	DVLV-600	✓
	GL-600H	✓
	LGCL-153PL	✓
	NELV-450	✓
	S-600P	✓
	TG-600PHLH	✓
	TGCL153	✓
	TT-300	✓
TTCL-100H	✓	
LEVITON	6631	✓
	6672	✓
	6674	✓
	6684	✓
	6683	✓
	6633-P	✓
	6613-P	✓
	IPI06	✓

BRAND	MODEL NUMBER	COMPATIBLE
LEGRAND	CD703-PW	✗
	H703PTCCCV6	✗
	HCL453PTCCCV6	✓
	DLV703-PLA	✓
	D703-PTC	✗
	DCL453-PTC	✗
	CDLV703-PW	✗
COOPER	9530WS	✓
	DLC03P	✓

✓ COMPATIBLE
✗ NOT COMPATIBLE